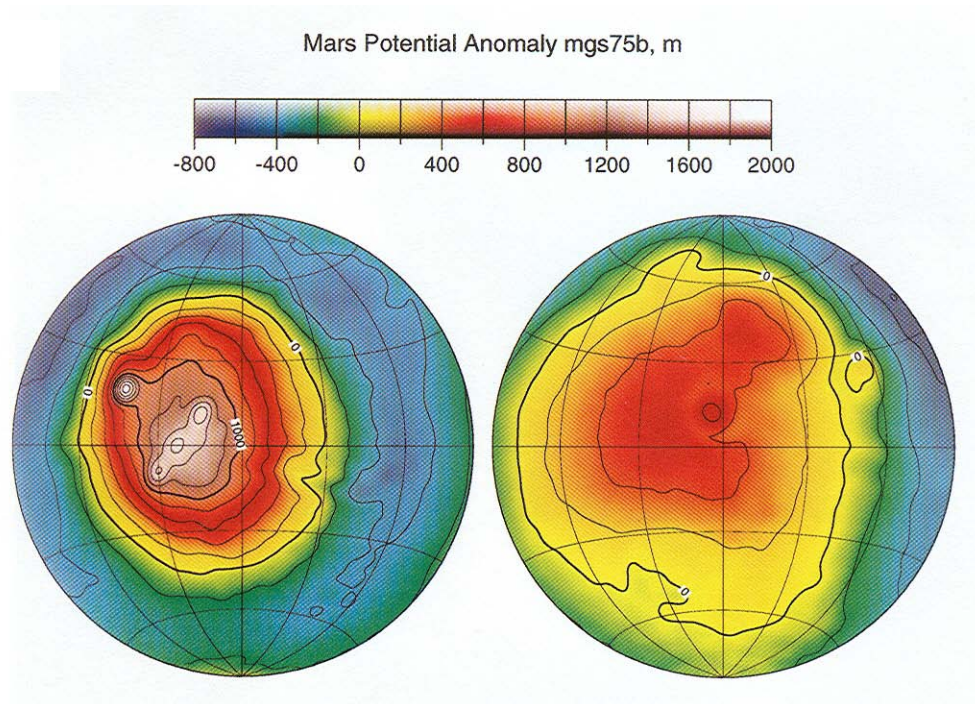


Information on internal structure from shape, gravity field and rotation



You keep the Moon,
here in the sky,
Around the Earth,
Won't say good-bye...

Yes, gravity, gravity,
All the things you do for me,
Most of all,
I can see,
You keep us where,
We want to be...

Gravity field: fundamentals

Gravitational potential V , Gravity (acceleration) $\mathbf{g} = -\mathbf{grad} V$

Point mass: $V = -GM/r$ (also for spherically symmetric body)

$$\text{Ellipsoid: } V = -\frac{GM}{r} \left(1 - J_2 \left(\frac{a}{r} \right)^2 P_2(\cos \theta) + \dots \right) \quad P_2(\cos \theta) = \frac{3}{2} \cos^2 \theta - \frac{1}{2}$$

$$\text{General: } V = -\frac{GM}{r} \left(1 + \sum_{\ell=2}^{\infty} \left(\frac{a}{r} \right)^{\ell} \sum_{m=0}^{\ell} P_{\ell}^m(\cos \theta) [C_{\ell}^m \cos m\phi + S_{\ell}^m \sin m\phi] \right)$$

General description of gravity field in terms of spherical harmonic functions. Degree $\ell=0$ is the monopole term, $\ell=2$ the quadrupole, $\ell=3$ the octupole, etc. A dipole term does not exist when the coordinate system is fixed to the centre of mass. J , C , S are non-dimensional numbers. Note: $J_2 = -C_2^0$ (times a constant depending on the normalization of the P_{ℓ}^m)

Symbols [bold symbols stand for vectors]: G – gravitational constant, M – total mass of a body, r – radial distance from centre of mass, a – reference radius of planet, e.g. mean equatorial radius, θ – colatitude, ϕ – longitude, P_n – Legendre polynomial of degree n , P_{ℓ}^m – associated Legendre function of degree ℓ and order m , J_n , C_{ℓ}^m , S_{ℓ}^m – expansion coefficients

Measuring the gravity field

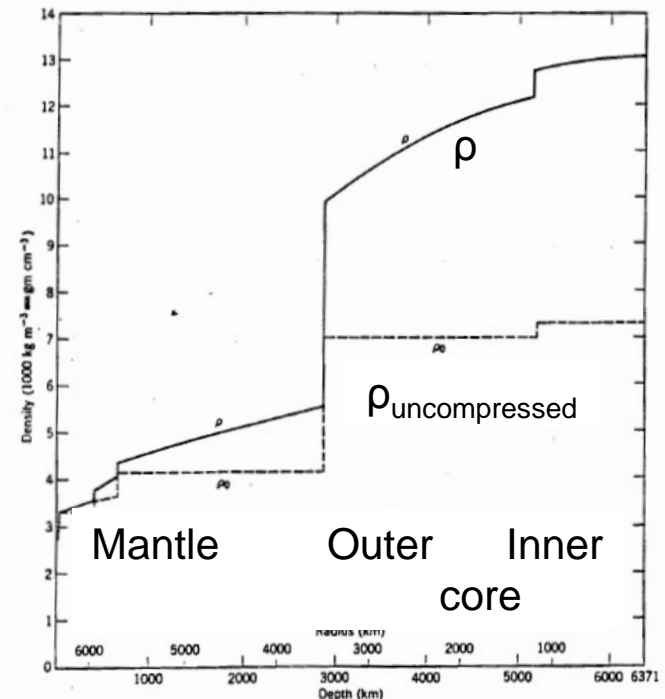
- Without a visiting spacecraft, the monopole gravity term (the mass M) can be determined by the orbital perturbations on other planetary bodies or from the orbital parameters of moons (if they exist)
- With a spacecraft flyby, M can be determined with great accuracy. J_2 and possibly other low-degree gravity coefficient are obtained with less accuracy
- With an orbiting spacecraft, the gravity field can be determined up to high degree (Mars up to $\ell \approx 60$, Earth up to $\ell \approx 180$)
- The acceleration of a spacecraft orbiting (or passing) another planet is determined with high accuracy by radio-doppler-tracking: The Doppler shift of the carrier frequency used for telecommunication is proportional to the line-of-sight velocity of the spacecraft relative to the receiving antenna. Δv can be measured to much better than a mm/sec.
- On Earth, direct measurements of g at many locations complement other techniques.
- The ocean surface on Earth is nearly an equipotential surface of the gravity potential. Its precise determination by laser altimetry from an orbiting S/C reveals small-wavelength structures in the gravity field.

Mean density and uncompressed density

From the shape (volume) and mass of a planet, the mean density ρ_{mean} is obtained. It depends on chemical composition, but through self-compression also on the size of the planet (and its internal temperature; in case of terrestrial planets only weakly so). In order to compare planets of different size in terms of possible differences in composition, an **uncompressed density** can be calculated: the mean density it would have, when at its material where at 1 bar. This requires knowledge of incompressibility k (from high-pressure experiments or from seismology in case of the Earth) and is approximate.

	ρ_{mean}	$\rho_{\text{uncompressed}}$	
Earth	5515	4060	kg m^{-3}
Moon	3341	3315	kg m^{-3}

The mean density alone gives no clue on the radial distribution of density: a body could be an undifferentiated mixture (e.g. of metal and silicate, or of ice and rock in the outer solar system), or could have separated in different layers (e.g. mantle and core).



Moment of inertia

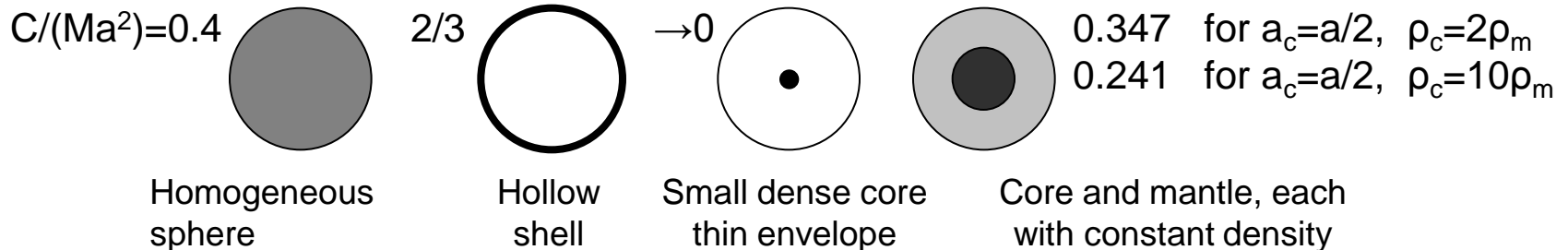
$L = I\omega$ L : Angular momentum, ω : angular frequency, I moment of inertia

$$I = \iiint \rho s^2 dV \quad \text{for rotation around an arbitrary axis, } s \text{ is distance from that axis}$$

I is a symmetric tensor. It has 3 principal axes and 3 principal components (maximum, intermediate, minimum moment of inertia: $C \geq B \geq A$.) For a spherically symmetric body rotating around polar axis

$$C = \frac{8\pi}{3} \int_0^a \rho(r) r^4 dr \quad \text{compare with integral for mass} \quad M = 4\pi \int_0^a \rho(r) r^2 dr$$

In planetary science, the maximum moment of a nearly radially symmetric body is usually expressed as $C/(Ma^2)$, a dimensionless number. Its value provides information on how strongly the mass is concentrated towards the centre.



Symbols: L – angular momentum, I moment of inertia (C, B, A – principal components), ω rotation frequency, s – distance from rotation axis, dV – volume element, M – total mass, a – planetary radius (reference value), a_c – core radius, ρ_m – mantle density, ρ_c – core density

Determining planetary moments of inertia

McCullagh's formula $J_2 = \frac{C - \frac{1}{2}(B + A)}{Ma^2}$ for ellipsoid (B=A): $J_2 = \frac{C - A}{Ma^2}$

In order to obtain $C/(Ma^2)$, the dynamical ellipticity is needed: $H = (C-A)/C$. It can be uniquely determined from observation of the precession of the planetary rotation axis due to the solar torque (plus lunar torque in case of Earth) on the equatorial bulge. For solar torque alone, the precession frequency relates to H by:

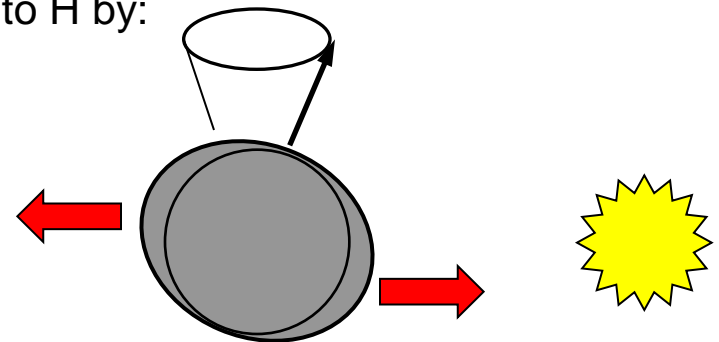
$$\omega_p = \frac{3}{2} \frac{\omega_{\text{orbit}}^2}{\omega_{\text{spin}}} H \cos \varepsilon$$

When the body is in a locked rotational state (Moon), H can be deduced from nutation.

For the Earth $T_p = 2\pi/\omega_p = 25,800$ yr (but here also the lunar torque must be accounted)

$$H = 1/306 \text{ and } J_2 = 1.08 \cdot 10^{-3} \Rightarrow C/(Ma^2) = J_2/H = 0.3308.$$

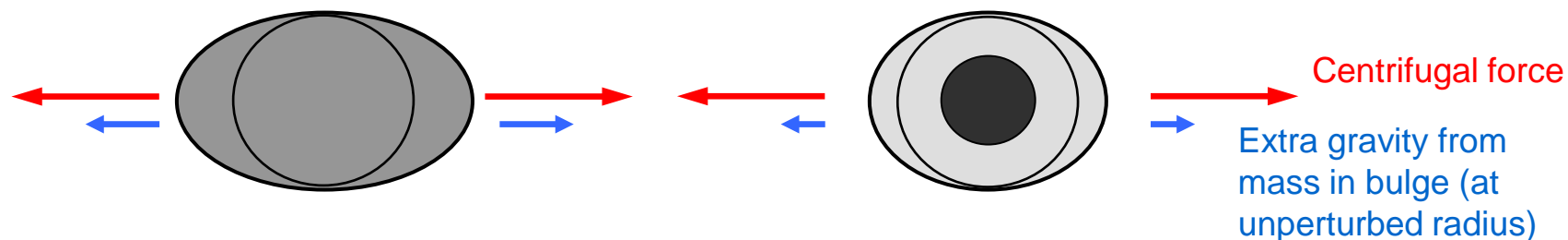
This value is used, together with free oscillation data, to constrain the radial density distribution.



Symbols: J_2 – gravity moment, ω_p precession frequency, ω_{orbit} – orbital frequency (motion around sun), ω_{spin} – spin frequency, ε - obliquity

Determining planetary moments of inertia II

For many bodies no precession data are available. If the body rotates sufficiently rapidly and if its shape can be assumed to be in hydrostatic equilibrium [i.e. equipotential surfaces are also surfaces of constant density], it is possible to derive $C/(Ma^2)$ from the degree of ellipsoidal flattening or the effect of this flattening on the gravity field (its J_2 -term). At the same spin rate, a body will flatten less when its mass is concentrated towards the centre.



Darwin-Radau theory for an slightly flattened ellipsoid in hydrostatic equilibrium

$$m = \frac{\omega_{\text{spin}}^2 a^3}{GM} \quad \text{measures rotational effects (ratio of centrifugal to gravity force at equator).}$$

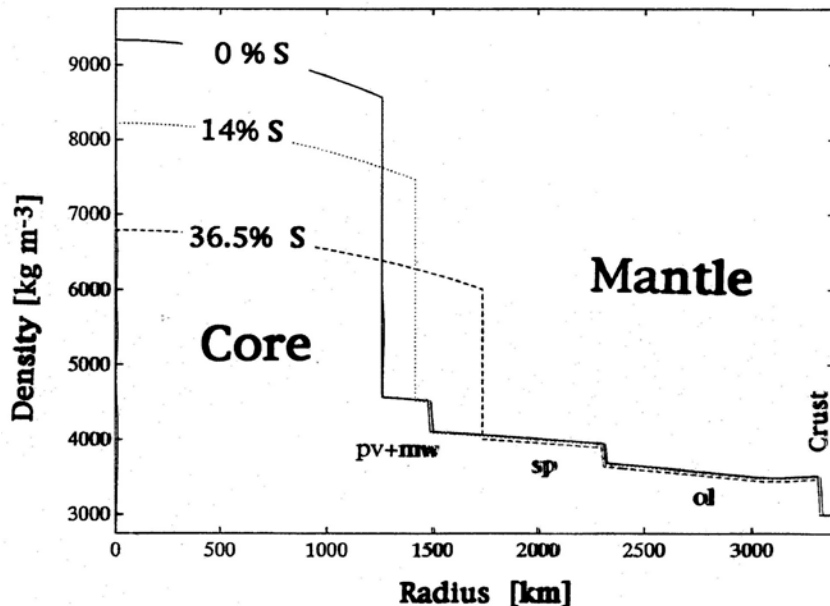
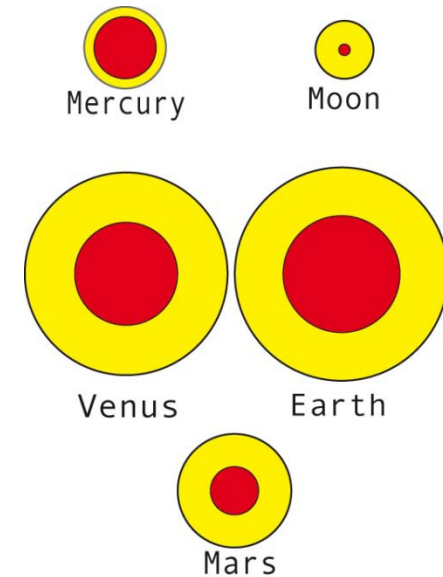
Flattening is $f = (a-c)/a$. The following relations hold approximately for small f :

$$f = \frac{3}{2} J_2 + \frac{1}{2} m \qquad \frac{C}{Ma^2} = \frac{2}{3} - \frac{4}{15} \sqrt{\frac{5m}{2f} - 1} \qquad \frac{C}{Ma^2} = \frac{2}{3} - \frac{4}{15} \sqrt{\frac{4m - 3J_2}{m + 3J_2}}$$

Symbols: a – equator radius, c – polar radius, f – flattening, m – centrifugal factor (non-dimensional number)

Structural models for terrestrial planets


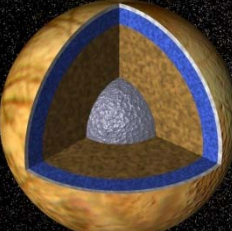
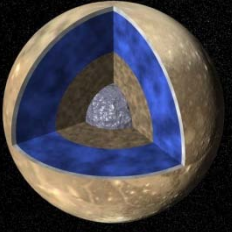
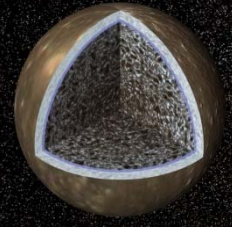
	ρ_{mean} kg m ⁻³	ρ_{uncompr} kg m ⁻³	C/Ma ²
Mercury	5430	5280	?
Venus	5245	3990	?
Earth	5515	4060	0.3308
Moon	3341	3315	0.390
Mars	3935	3730	0.366



Assuming that the terrestrial planets are made up of the same basic components as Earth (silicates / iron alloy with zero-pressure densities of 3300 kg m⁻³ and 7000 kg m⁻³, respectively), core sizes can be derived.

Ambiguities remain, even when ρ_{mean} and C/Ma² are known: the three density models for Mars satisfy both data, but have different core radii and densities with different sulphur contents in the core.

Interior of Galilean satellites

	ρ [kg m ⁻³]	C/Ma ²	
Io	3530	0.378	
Europa	3020	0.347	
Ganymede	1940	0.311	
Callisto	1850	0.358	

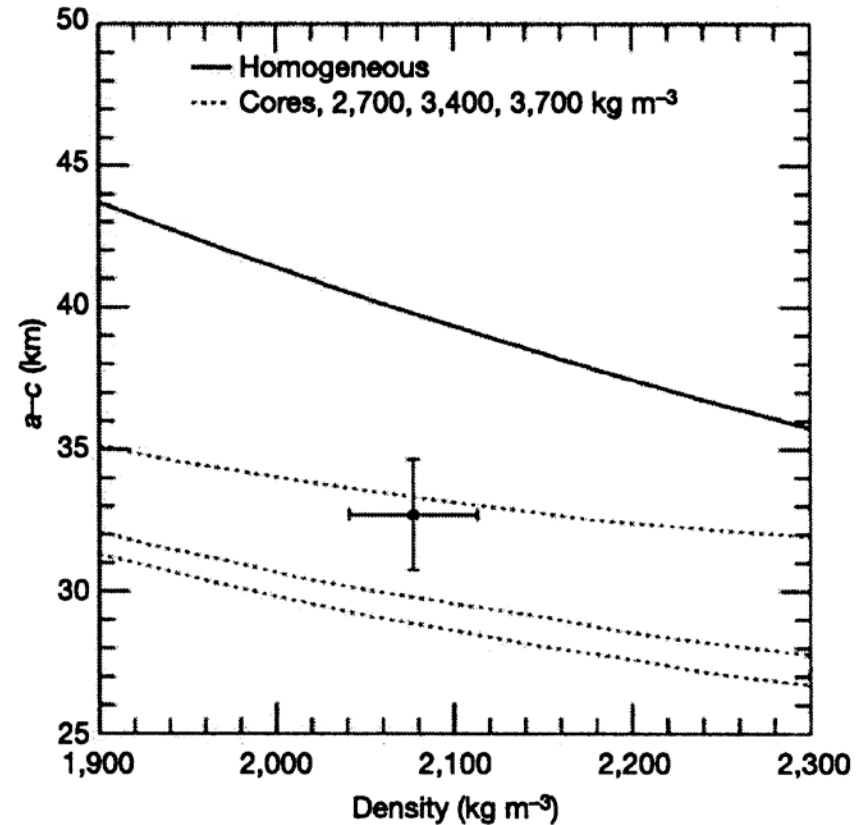
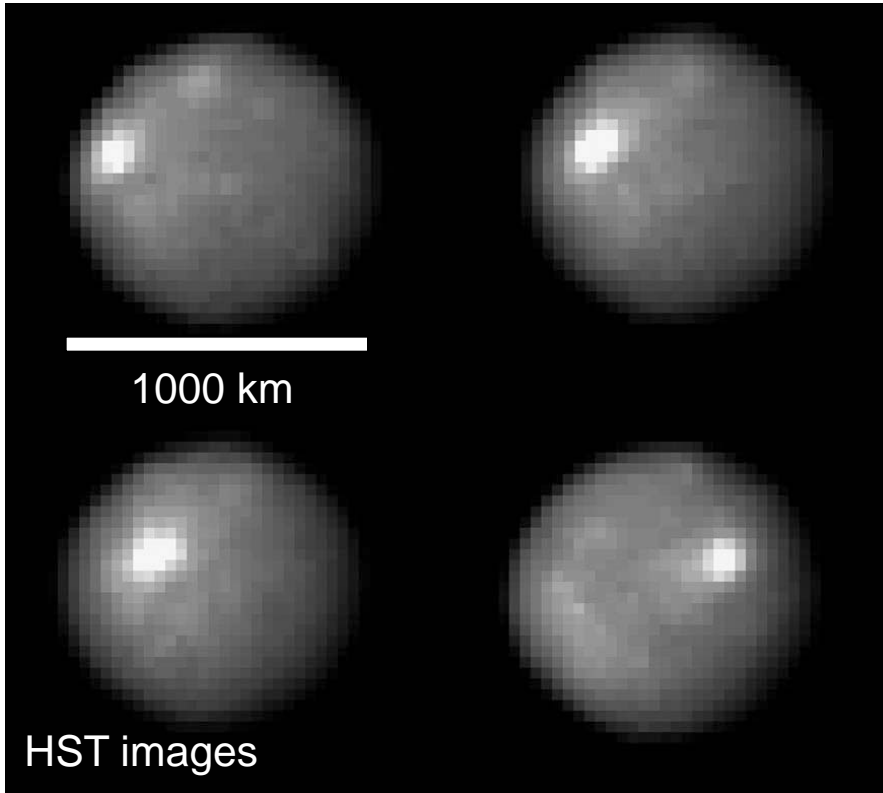
From close Galileo flybys mean density and J_2 (assume hydrostatic shape $\Rightarrow C/(Ma^2)$)

Low density of outer satellites \Rightarrow substantial ice (H₂O) component.

Three-layer models (ice, rock, iron) except for Io. Assume rock/Fe ratio.

Callisto's C/Ma^2 too large for complete differentiation \Rightarrow core is probably an undifferentiated rock-ice mixture.

Ceres



From HST images, the flattening of Ceres has been determined within 10%. Its mean density, 2080 kg m^{-3} , hints at an ice-rock mixture. The flattening is too small for an undifferentiated body in equilibrium. From Darwin-Radau theory, $C/Ma^2 \approx 0.34$. Models with an ice mantle of $\sim 120 \text{ km}$ thickness above a rocky core agree with the observed shape.

Gravity anomalies

Gravity anomaly Δg : Deviation of gravity (at a reference surface) from theoretical gravity of a rotating ellipsoidal body.

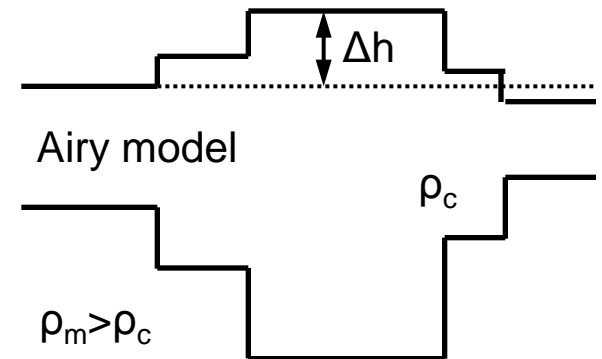
Geoid anomaly ΔN : Deviation of an equipotential surface from a reference ellipsoid (is zero for a body in perfect hydrostatic equilibrium).

Isostasy means that the extra mass of topographic elevations is compensated, at not too great depth, by a mass deficit (and vice versa for depressions).

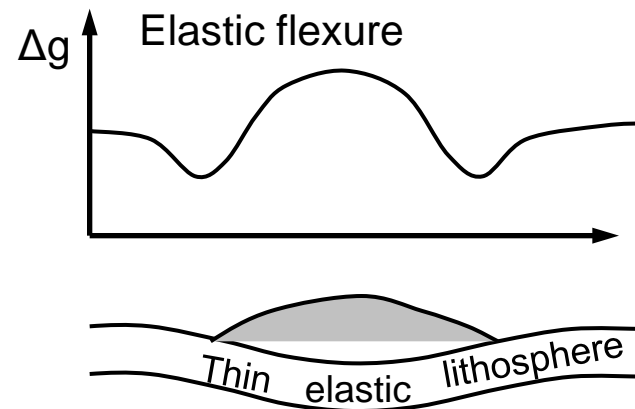
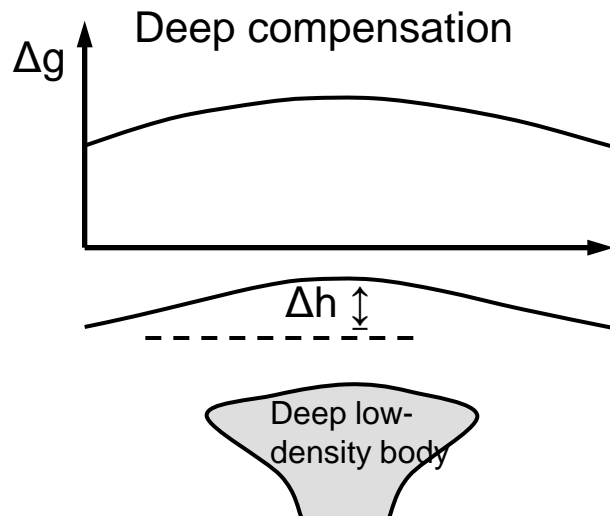
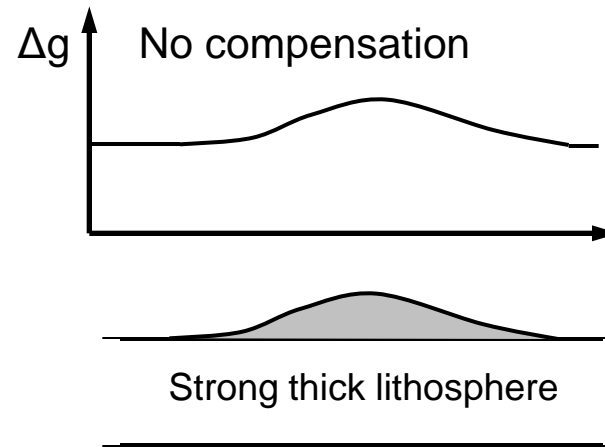
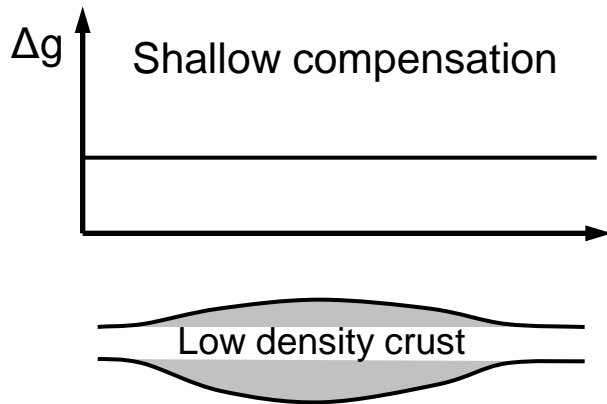
In the Airy model, a crust with constant density ρ_c is assumed, floating like an iceberg on the mantle with higher density ρ_m . A mountain chain has a deep crustal root.

When the horizontal scale of the topography is much larger than the vertical scales, the gravity anomaly for isostatically compensated topography is approximately zero.

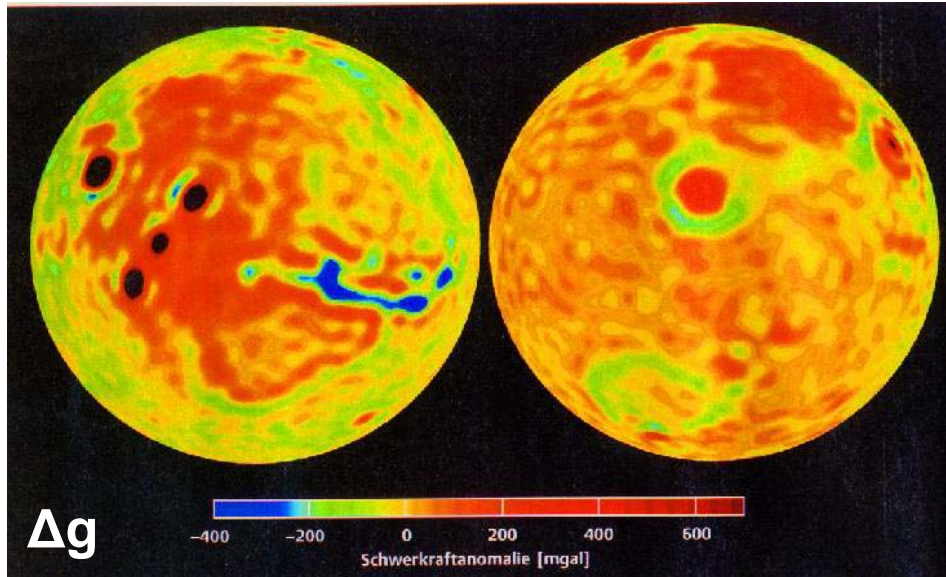
Without compensation, or for imperfect compensation, a gravity anomaly is observed. Also for very deep compensation (depth not negligible compared to horizontal scale) a gravity anomaly is found.



Examples for different tectonic settings



Mars gravity field



Comparing the gravity anomaly of Mars with the topographic height, we can conclude:

Tharsis volcanoes not compensated, only slight indication for elastic plate bending \Rightarrow volcano imposed superficially on thick lithosphere

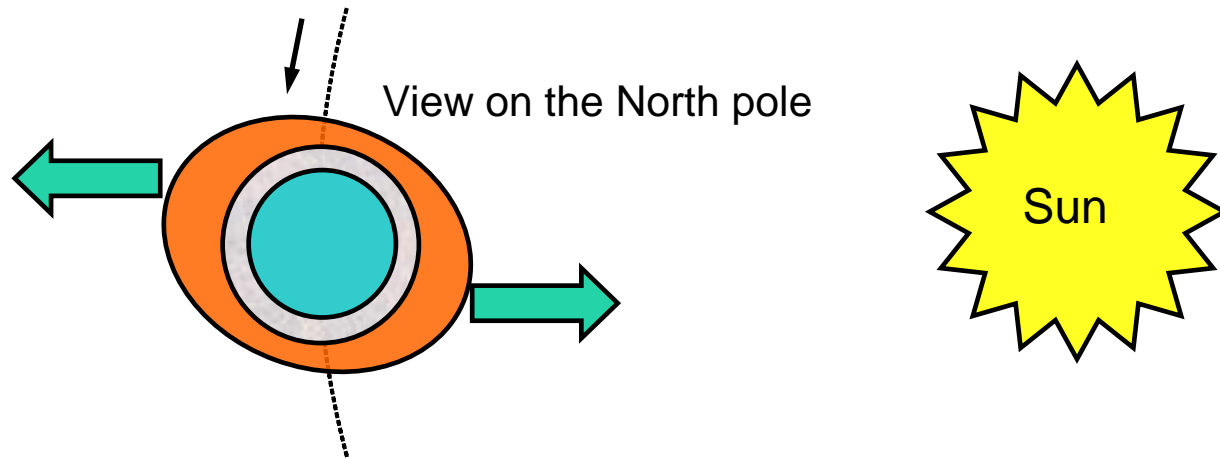
Hellas basin shows small gravity anomaly \Rightarrow compensated by thinned crust

Valles Marineris not compensated

Topographic dichotomy (Southern highland, Northern lowlands) compensated \Rightarrow crustal thickness variation

Tharsis bulge shows large-scale positive anomaly. Because incomplete compensation is unlikely for such broad area, deep compensation must be assumed (for example by a huge mantle plume)

Forced librations of Mercury

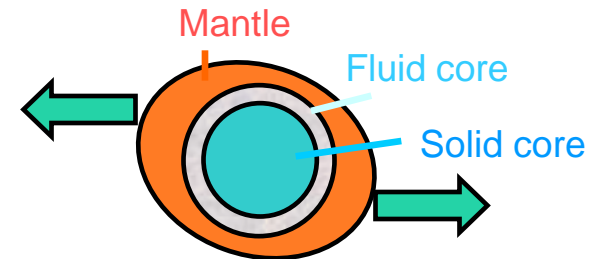


Mercury's rotation is in a 3:2 resonance with its orbital motion. For each two revolutions around the sun, it spins 3 times around its axis. This state is stabilized (against slowing down by tidal friction) by the strong eccentricity $e=0.206$ of Mercury's orbit. The orbital angular velocity follows Kepler's 2nd law. While being on average $2/3$ of the spin rate, it exceeds the spin rate slightly at perihelion, where the Sun's apparent motion at a fixed point on Mercury's surface is retrograde. At perihelion tidal effects are largest and here they accelerate the spin, rather than slowing it down like in other parts of the orbit.

Mercury is slightly elongated in the direction pointing towards the sun when it is at perihelion. The solar torque acting on the excess mass makes the spin slightly uneven. This is called a forced (or physical) libration.

Forced librations of Mercury

The libration angle Φ indicates the deviation of the orientation of a fixed point on the planet from that expected for uniform rotation. Φ varies periodically over a Mercury year. Its amplitude Φ_0 depends on whether the whole planet follows the libration, or if the mantle can slip over a fluid layer in the outer core. In the latter case, the libration amplitude is larger. The libration amplitude is proportional to $C_m/(B-A)$, where C_m indicates the moment of inertia of the mantle; more precisely: of that part of the planet that follows the librational motion.

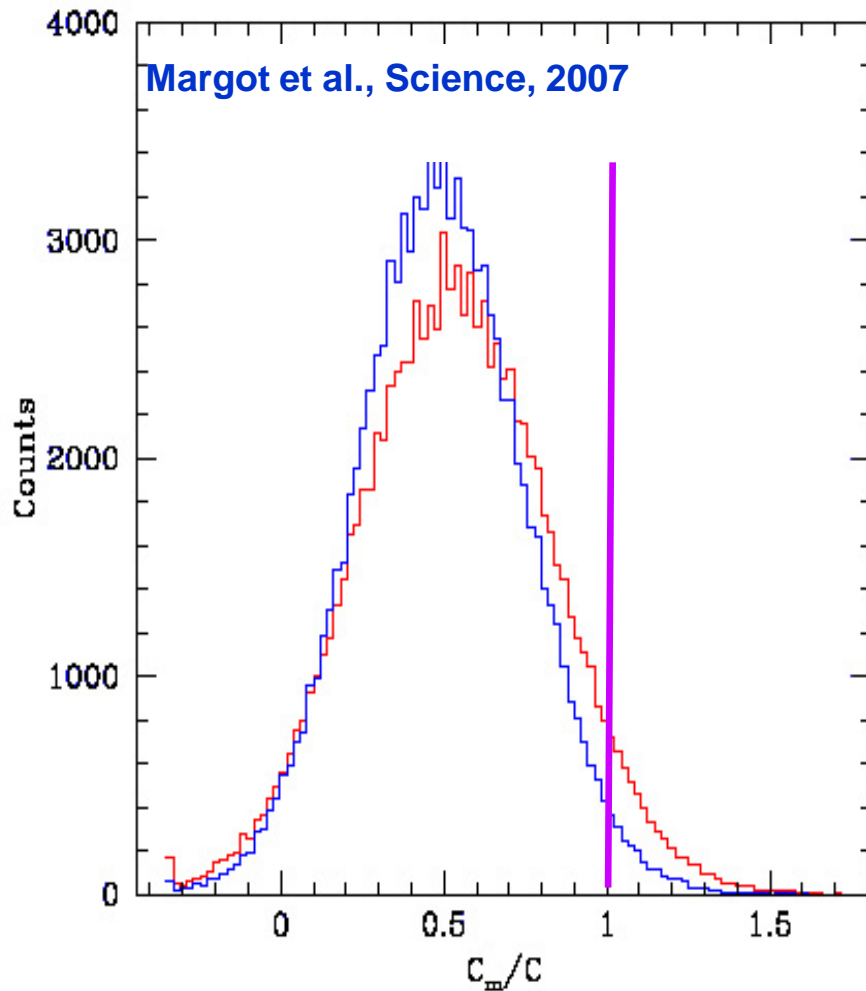


$$\frac{C_m}{C} = \frac{C_m}{B - A} \times \frac{B - A}{Ma^2} \times \frac{Ma^2}{C}$$

$C_m/C=1$ would indicate a completely solid core, $C_m/C < 1$ a (partly) liquid core. $(B-A)/(Ma^2) = 4C_{22}$. From Mariner 10 flybys $C_{22} \approx (1.0 \pm 0.5) \times 10^{-5}$. C/Ma^2 can be estimated to be in the range 0.33 – 0.38.

$\Phi_0 = 36 \pm 2$ arcsec has been measured using radio interferometry with radar echos of signals from ground-based stations.

Forced librations of Mercury



The accuracy of the derived value of C_m/C is strongly affected by the large uncertainty on the C_{22} gravity term (50% error). But the probability distribution for C_m/C is peaked around a value of 0.5. The probability for values near one is small.

⇒ It is likely that Mercury has a (partly) liquid core,

⇒ This agrees with the observation of an internal magnetic field. The operation of a dynamo (the most likely cause for Mercury's field) requires a liquid electrical conductor.